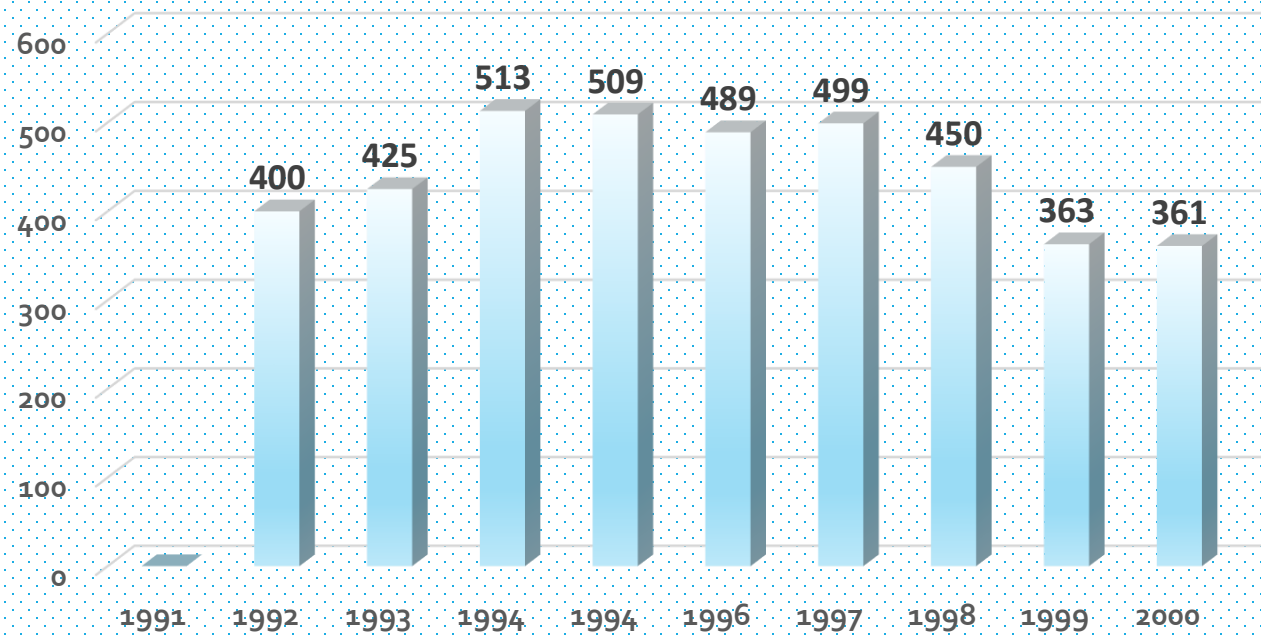


Statistical Report

Footwear Manufacturers

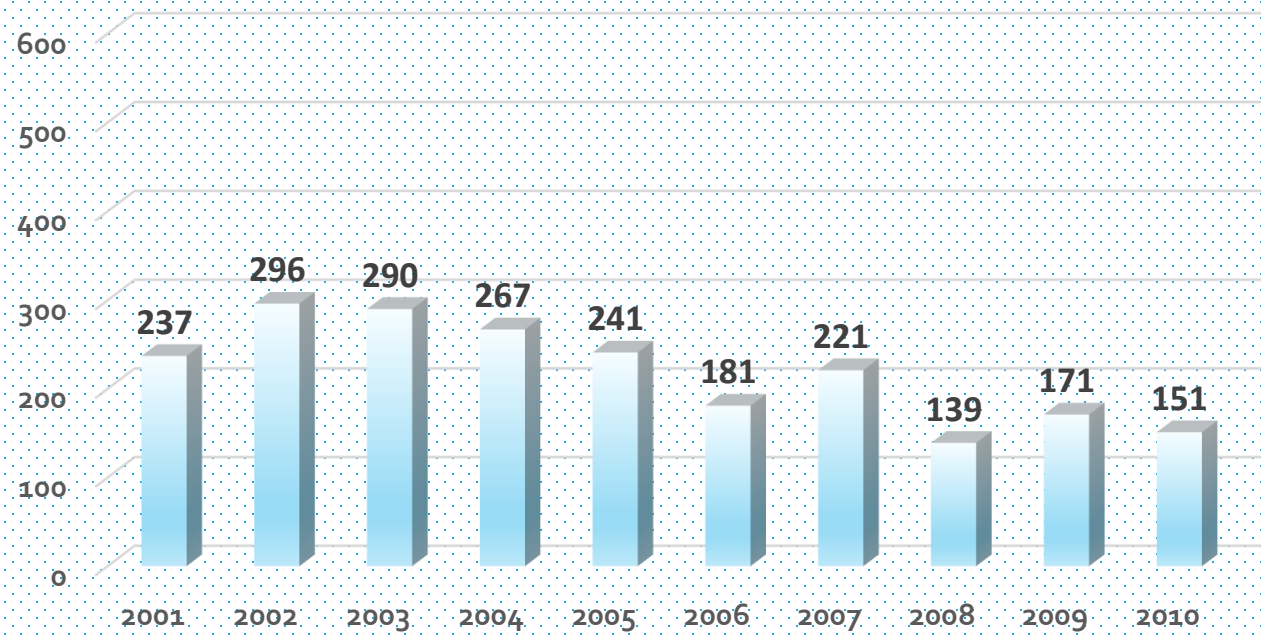
Registered 1991-2000

Shoe Manufacturers



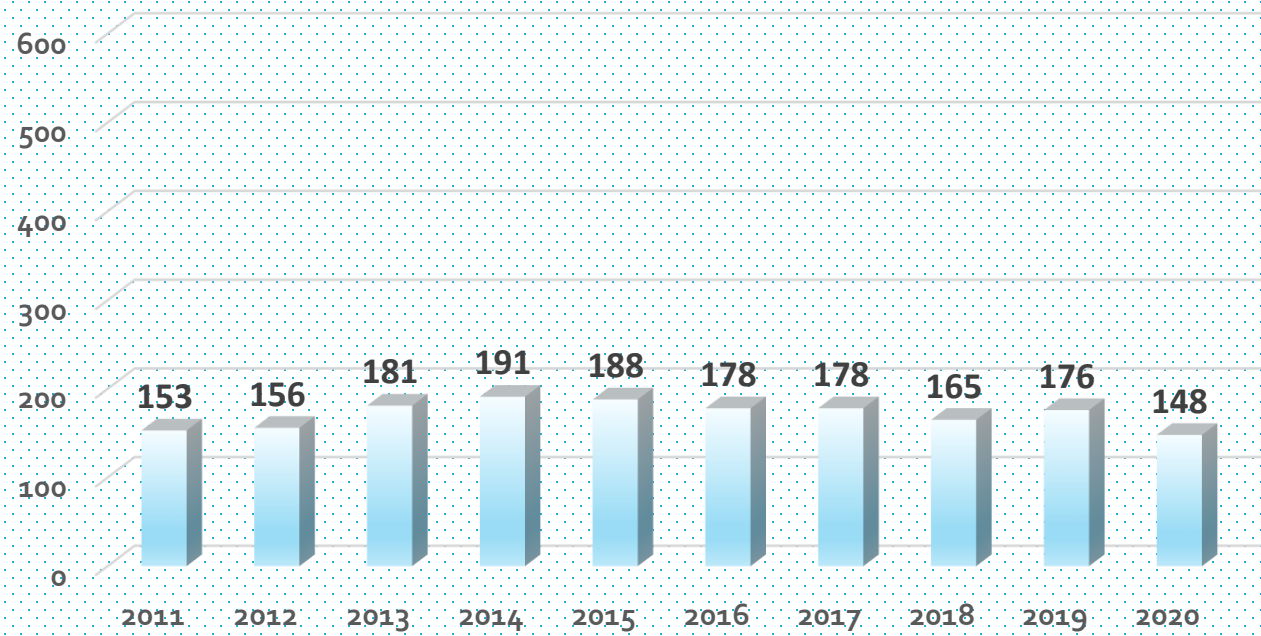
Registered 2001-2010

Footwear Manufacturers



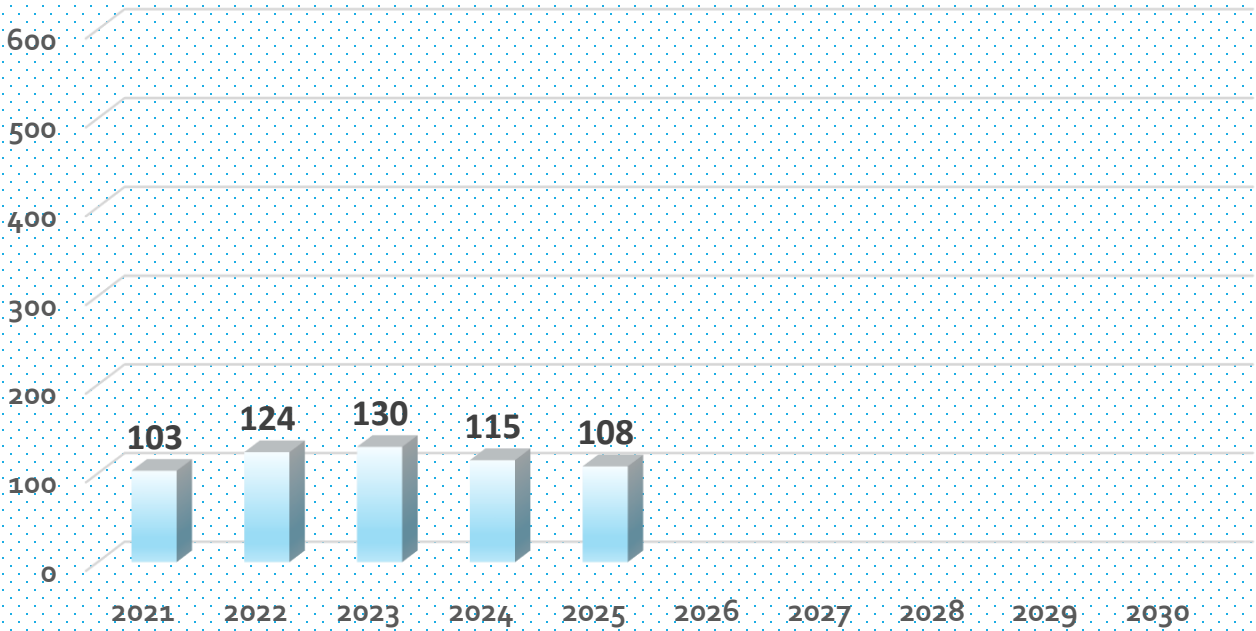
Registered 2011-2020

Footwear Manufacturers



Registered 2021-2030

Footwear Manufacturers



Registered Footwear Manufacturer 2021 (by Barangay)

Barangay	Count - Manufacturer - Footwear	Sum of No. of Employees	Count - Manufacturer - Shoes	Sum of No. of Employees	Count - Manufacturer - Shoes (Synthetic)	Sum of No. of Employees	Count - Manufacturer - Shoes Children	Sum of No. of Employees	Count - Manufacturer - Shoes Ladies	Sum of No. of Employees	Count - Manufacturer - Shoes Men	Sum of No. of Employees	Count - Manufacturer - Slipper	Sum of No. of Employees	Total Count of Footwear Manufacturer	Total Sum of No. of Employees
CONCEPCION I		11	64			1	1	3	18	7	514	1	1	23	598	
CONCEPCION II		2	23											2	23	
Fortune								1	5					1	5	
Kalumpang		1	1					5	27			2	7	8	35	
Malanday	1	5	8	55				2	20	2	30			13	110	
Marikina Heights		1	2		1	1								2	3	
Nangka		2	9					2	15			1	4	5	28	
Parang		1	20			1	10	2	11	1	2	1	288	6	331	
San Roque	1	2	10	70	2	15		9	60	1	20	4	35	27	202	
Sto. Niño			4	49				3	17	4	89	2	6	13	161	
Tañong										1	7			1	7	
Tumana								1	5			1	2	2	7	
Grand Total	2	7	40	293	3	16	2	11	28	178	16	662	12	343	103	1,510

Registered Footwear Manufacturer 2023 (by Barangay)

Barangay	Count - Manufacturer - Footwear		Sum of No. of Employees		Count - Manufacturer - Shoes		Sum of No. of Employees		Count - Manufacturer - Shoes (Synthetic)		Sum of No. of Employees		Count - Manufacturer - Shoes Children		Sum of No. of Employees		Count - Manufacturer - Shoes Ladies		Sum of No. of Employees		Count - Manufacturer - Shoes Men		Sum of No. of Employees		Count - Manufacturer - Slipper		Sum of No. of Employees		Total Count of Footwear Manufacturer	Total Sum of No. of Employees
CONCEPCION I			12	69	1	3			5	27	8	512	2	6	28	617														
CONCEPCION II			1	3											1	3														
Fortune									1	5					1	5														
J. Dela Peña			1	3											1	3														
Kalumpang			3	10					4	23					7	33														
Malanday	1	5	9	59					8	38	2	30			20	132														
Marikina Heights					1	3									1	3														
Nangka	3	5	2	9			3	16	2	15	1	3	1	4	12	52														
Parang	1	35	3	255					2	11	2	9	1	288	9	598														
San Roque	3	9	11	78	1	2			7	52	1	20	3	22	26	183														
Sto. Niño			9	71	1	2			5	27	4	70	2	6	21	176														
Tañong			1	2											1	2														
Tumana									1	5			1	2	2	7														
Grand Total	8	54	52	559	4	10	3	16	35	203	18	644	10	328	130	1,814														

Ordinance No. 110
Series of 2021

Ordinance Granting Business Tax Exemption and relief to Local Footwear and Other Leather Goods Manufacturers of Marikina

Section 1

1. For new business to opened/operated starting Calendar Year 2022
 - a. Upon application of a business license *100% Discount*
 - b. On the second (2nd) year *75% Discount*
 - c. On the third (3rd) year *60% Discount*
 - d. On the fourth (4th) year *50% Discount*

2. For businesses presently in operation *50% Discount*

Business Tax Only

Chapter 33

Garbage Fee

Section 161

A payment of Php 150.00 per worker, per annum plus Php 2.00 per sq.m but not less than Php 3,000.00 and not more than Php 50,000.00 per annum for the following manufacturing:

Sample Computation:

$$(150 \times \text{No. of Workers}) + (2 \times \text{Business Area})$$

Rate	No. of Workers		Rate	Business Area		Answer	Garbage Fee	
150	4	+	2	20	=	640	Php 3,000.00	Minimum
150	20	+	2	100	=	3,200	Php 3,200.00	
150	450	+	2	5,000	=	77,500	Php 50,000.00	Maximum